

REVOLUTIONIZING THE WAY EL PASO BUILDS

Exterior

*Inclusions

- *Insulated vinyl double pane windows with energy efficient low-e glass (Beige Color)
- *Picnic Front Porch (per plan)
- *Exterior Elastomeric Paint
- *30 year Roof Shingle

- All plans designed by a Chicago, IL Architect
- 1 ½ car detached garage with flat roof brick and pone coat of stucco wall system
- Raised panel steel garage door (Chocolate Color)
- One Coat Stucco Wall System
- Front yard landscaping (Rock)
- Hose bibs at front and back

Interiors

*Inclusions

- *Custom 9' First Floors
- *Custom Entry 8' Steel Insulated door at Entry
- *Custom 8' Classique door at Master Suite
- *Custom 12' Vaulted Ceiling in Great Room, Dining, and Kitchen
- *Custom 12' Vaulted Ceiling in Master Suite
- *Architectural Arched openings in living and dining (per plan)
- *Oil Rubbed Bronze door hardware
- *Oil Rubbed Bronze light fixtures

Utility Room

- *20x20 Ceramic Tile Entry
- 6' 8" -2 panel painted Classique doors and trim throughout
- Prewired for security system
- Smoke detector and Carbon Monoxide detector for family safety
- FHA grade carpet
- Secure deadbolt on front door
- 2 Phone outlets Kitchen and Master Suite
- 2 Cable outlets in Great Room and Master Suite
- Ceiling fan ready all Bedrooms
- Front window Mini Blinds







Kitchens

*Inclusions

- *20x20 Ceramic tile Kitchen and Dining
- *Kitchen Pantry (per plan)
- Signature Kitchen Cabinets with staggered height and crown molding (Oak Recessed Panel)
- Ice maker line to refrigerator with ice maker box
- Modern Formica Countertop with Formica Backsplash
- Chrome Peerless two handle kitchen faucet with sprayer
- Stainless Steel double bowl sink
- Ice maker line to refrigerator with ice maker box
- Garbage Disposal

Appliances

*Inclusions

-  Energy Star Rated Dishwasher
-  Energy Star Rated Refrigerator
-  Range and Range Hood
-  Black or White Option
-  Washer,  Dryer


*Inclusions are standard features included in base price.

Bathrooms

*Inclusions

- *20x20 Ceramic Flooring

*17x17 Ceramic Surround and Maintenance free fiberglass tub

-  *Two handle chrome faucets
- *Convenient linen closet (per plan)
- Medicine cabinet
- Water saver commodes
- Exhaust fan in bath (per plan)
- Cultured marble vanity tops
- Chrome Strip lighting fixture

Energy Efficient

*Inclusions


National Association of Homebuilders (Certified Green Building Professional)
EPA "Five Star Energy Rated Builder"

*Green Interior Paint

"Low VOC" (Volatile Organic Compounds)

*NAHB Green Energy Star Rated Vinyl Low E Glass Windows (Beige Color)

*Green Energy Star Tankless water heater

-  *Lav Faucets and Tub & Shower Valves comply with Green Build/Leeds and Water Sense and UPC Green, Codes.

*Green Recycled Cellulose Insulation (R13/R49)

95% Eff Furnace

*Green Energy Star Rated HVAC System with 14.5

Seer Refrigerated Air condenser and digital thermostat

*Energy Star Appliances (Refrigerator and

Dishwasher)

*Radiant Barrier at Roof Sheathing

- Sealed and Insulated HVAC duct
- Foil- Faced exterior insulation
- Insulated Slab
- Flashed Windows
- PEX Water Piping
- 16 inch O.C. Framing Exterior walls
- Advanced Framing Techniques
- Pre Engineered Roof Trusses

Optional Luxurious Packages

- NAHB Certified Bronze Level Green Building Package
- Green Renewable Solar Power Energy 1.5 Kilowatt System
- Energy Star Washer
- *25 year Concrete Roof Tile
- One Year Guaranteed Heating and Cooling Cost
- Flat Screen Televisions Kitchen and Master Bath
- Choice of Custom Wall Colors
- Plantation Shutters on front windows
- Granite Countertops
- 4 inch Granite Backsplash
- Ceramic Backsplash at Kitchen
- Stainless steel appliances
- Ultra lux Bath
- 2 Car Garage
- Signature Kitchen Cabinets with staggered height and crown molding (Maple Raised Panel)
- Island (Oak Recessed Panel)(Maple Raised Panel)
- Pendant lighting above Island
- Ceiling fan with light kit
- 42" and 19" Flat Screen Television
- Custom Changes Available; Grass Landscaping
- Custom 8' Wrought Iron Door at Entry
- Textured Ceilings and Corners(excluding windows)
- Textured Ceilings and Rounded Corners(excluding windows)

